



ILICA

NEWS

Land Improvement Contractors Of America · Illinois Chapter

May - June 2013

David Kennedy
Chairman of the Board

David Haag
President

Tom Beyers
Vice President

Dave Hurst
First Vice President

Janet Burtle-Doubet
Secretary

Bill Dean
Treasurer

Directors

Brian Brooks
Wayne Litwiller

Steve Anderson
Stuart Anderson

Forrest Davis
Mike Yordy

Lee Bunting
John McCoy

Brent Breedlove
Joe Streitmatter

Scott Day
J.D. Laster

John Barttelbort
Doug Nicholson

Norm Kocher
Paul Halter

Janet Burtle-Doubet
Executive Director

Upcoming Events:

Area 6 Golf Outing - June 21, 2013
Meadowview Golf Course - Mattoon, IL
Summer Member Meeting - 2 pm
June 22, 2013 - Mattoon, IL

JUNE MEMBERSHIP DRIVE *GET ON BOARD!*

(page 2)



Featured Inside:

Drainage Workshop Agenda & Registration *(page 6 - 7)*

Area 6 Golf Outing, Picnic & Member Meeting *(page 10)*

The Extension Connection *(page 12 - 13)*

Area 6 Golf Outing Registration & Sponsor Form *(page 14)*

Return To: Illinois LICA
P.O. Box 474
Brimfield, IL 61517



ILICA MEMBERSHIP DRIVE - JUNE 10 - 15

DO YOU HAVE YOUR PROSPECTS LINED UP?

Directors, officers and members of the membership committee received letters in May regarding another method Jerry Biuso, National LICA CEO, is utilizing to gain members around the country. This simple approach doesn't require a lot of coordination or expense; it just takes a few phone calls and an hour or so of your time ... and it's been very effective in Ohio and Nebraska gaining Jerry almost 50 new members in those 2 states. If state members line up appointments, Jerry's conversion rate is almost 100%.

The latest issue of the *LICA Contractor* magazine will have an article explaining the success of this method and as you'll see from the photos, most of Jerry's work took place on a tailgate or seat of a truck. This process isn't meant to keep anyone from losing precious daylight hours this time of year. Jerry will meet prospects at their jobsites if they prefer, since LICA president, Steve Miller graciously agreed to be Jerry's chauffeur for the week.

Cover Photo: National CEO Jerry Biuso and membership co-chair Norm Kocher (right) signing up Randy Steber of Olney during the 2008 Area 8 membership drive.

And this membership drive isn't JUST for the ILICA leadership ... if you know someone that might benefit from membership with our organization but you're just not sure how to approach them about it, give Janet a call and Jerry will take care of the approach. Just call them up and see if they will spare 20 minutes of their time at breakfast, at their shop or right out on their jobsite; and then you meet Jerry and Steve there. After you welcome everyone and make the introductions, sit back and watch Jerry work! Now these do have to be confirmed appointments since Jerry's time is spread so thin these days. He's on the go almost every week so we can't waste a minute of this opportunity.

Jerry is starting out from the Moline area since Steve is picking him up but just contact Wayne Litwiller, Norm Kocher or the ILICA office at (309) 446-3700 and we'll figure out when to get your contacts on the schedule. Everyone has to know at least one contractor who can benefit from the many advantages of ILICA membership. **Give them a call today!**

HYDRAMAXX
Field Day & Open House

GPS Training Monday, Aug 19

August 20-21, 2013

New Model Trenchers & Plow

2510-2710-3610

PORT INDUSTRIES
802 Industrial Drive, Palmyra, MO 63461
Phone: (573) 769-3338 www.portindustries.com

JCG MIDWEST
DRAINAGE PRODUCTS

****A ONE-STOP-SHOP FOR ALL YOUR DRAINAGE NEEDS!****

Located directly off of US Rt. 51 at:

2700 North Main St. - Moweaqua, IL 62550
(217) 768-3040

Email: JCGMidwest1@gmail.com Website: WWW.JCGMIDWEST.COM

ADS
Hancor

Agri Drain
CORPORATION

Home of the Famous
CHAMBERLAIN

PIPE:	ACCESSORIES:	EQUIPMENT:
<ul style="list-style-type: none"> • MAXI COILS • DUAL WALL • SINGLE WALL • FITTINGS • PVC • CORRUGATED METAL 	<ul style="list-style-type: none"> • RISERS • FABRIC • SHOVELS • PROBES • TILE CUTTERS • WATER CONTROL STRUCTURES 	<ul style="list-style-type: none"> • TRENCHER PARTS • CHAINS, ROLLERS, CUTTERS, TEETH, SPROCKETS, CONVEYOR BELTS AND MORE • TILE CARTS • MAXI SPOOLS

LET US HELP YOU SAVE TIME BY USING OUR DELIVERY SERVICE!

* ILICA SUPPORTER *

The ILICA News



Editor / Advertising Manager

Janet Burtle-Doubet

Chairman of the Board
David Kennedy, Colfax

President
David Haag, Kempton

Vice President
Tom Beyers, Odin

1st Vice President
Dave Hurst, Yates City

Secretary
Janet Doubet, Williamsfield

Treasurer
Bill Dean, Mattoon
Educational Advisor
Professor Richard Cooke
University of Illinois

The *ILICA News* is the official publication of Illinois Land Improvement Contractors Association, Inc. at 118 E. Knoxville St., Brimfield, IL 61517. (309) 446-3700.

Subscription price is \$25.00 per year, issued bi-monthly: Jan.-Feb.; Mar.-Apr.; May-June; July-Aug. Sept.-Oct.; Nov.-Dec., and includes one annual directory.

FEATURES

ILICA Membership Drive June 10 - 15 2
 Contractor Classifieds 5
 Drainage Workshop Agenda 6
 Drainage Workshop Registration 7
 Your CDL & Medical Card Declaration 9
 Area 6 Golf Outing, ILICA Summer Picnic & Member Meeting 10
 Iowa LICA Midwest Construction Expo & Field Day 11
 Area 6 Golf Outing Registration and Sponsor Form 14
 Summer Picnic & Birkey's Demo Registration 15
 2013 National LICA Summer Agenda 21
 2013 National LICA Summer Registration 22

COLUMNS

Board Meeting Notice 3
 Presidents Message 4
 New Members 4
 ILICA Ladies Page: Eating Outdoors..... 8
 The Extension Connection 12-13
 2013 Committee Members..... 16
 Member Application 17
 Featured LICA Benefit: CAT Extended Powertrain Protection. 18
 Advertisers Index 19
 Calendar of Events 19
 Safety Feature: New Worksite Checklist 20

The LICA Creed



Land, the foundation of the Nation
 The basis of all wealth
 The heritage of the wise
 The thrifty and prudent
 The poor man's joy and comfort
 The producer of food, fiber and fuel
 The basis of factories
 The foundation of banks

All that man builds is from the land. We often take it for granted or even abuse it; And yet many, unthinkingly and unknowingly pass the land by. What man does with the land will be the deciding factor of his survival.



Meeting Notice

Summer Member Meeting Notice

Regular Board Meeting
June 22, 2013 - 1:30 pm

Summer Member Meeting - 2 pm

Dean Drainage, LLC
3356 US Hwy 45 - Mattoon, IL 61938

(See page 19 for additional details)

PRESIDENT'S MESSAGE



Greetings from Kempton!!!!!!!

Hope you are able to get some work accomplished between showers. It can be a real struggle. Just yesterday, we had nearly 4 inches. There is quite a lot of water standing.

Many things are going on this summer. There is a membership Drive June 10th thru 15th. Try to line up prospective members and Jerry Biuso from National will visit them along with you to help our organization grow and stay strong.

Get your reservations in for the Summer Golf Outing on the 21st at Mattoon. Plan to stay and attend the Birkey's equipment demonstration the following morning. The Summer Picnic and Board Meeting will begin around 12 Noon.

National LICA Summer meeting is in Cleveland, OH. It is close this summer so why not take the opportunity to see how National works. There is more information in this newsletter as well as registration forms, housing info and tour schedule. Why not plan to join us. I know there are several planning to attend and we'd love to see you there.

Early August is another drainage workshop held on the campus of Richland Community College. These are very informative so mark your calendar.

The ILICA will have a booth at the Farm Progress Show in Decatur. We are in need of volunteers to man the booth, as well as the tiling demonstration. ILICA is continuing to work out the details of the project with RCC and the FPS representatives. If things go as planned, we will need of a lot of volunteer help. Janet is in contact with them but at this time the plans are still incomplete. Watch for more information.

It's quit raining so I need to work a 1/2 day. See you in Mattoon. Work safely.

David Haag, President



NEW MEMBERS

Active Contractors

Duane Beyers
Seventh Son Excavating, Inc.
 20302 Fikan Road
 Pana, IL 62557
 Ph: 217-562-2653

DeeJay Stewart
Stewart & Stewart, Inc.
 P.O. Box 159
 Tolono, IL 61880
 Ph: 217-485-5789

Associate Members

Jim Hornickel, Soil Classifier
 Jim Hornickel
 104 Cornell Drive - Normal, IL 61761
 Ph: 309-862-0007

Thank You!



LEE MILONE
OWNER / MANAGER

Phone (618) 395-8046
Fax (618) 393-4702

1-800-247-7972

4678 Weinmann Dr., Suite A
Olney, IL 62450

"WE TAKE PRIDE IN OUR WORK AND SERVICE WHAT WE SELL"

Schlatter's Inc.

Intelligent Water Management™



- Wolfe Drainage Plows
- Trimble GPS Machine Control
- RTK Topo Mapping
- Water Management Design Software
- DLog Tile Mapping





www.SchlattersInc.com

(219) 567-9158 Francesville, IN

August 27 - 29, 2013
FARM PROGRESS 2013 SHOW
Progress City
Decatur, IL

Illinois LICA will join our partner agencies in the Conservation Tent exhibits.
Volunteers needed to help in the ILICA booth all days.
Call the ILICA office to sign up!



You protect our environment, but who's protecting you?

United Fire Group's state LICA insurance program is designed for dirt-moving contractors and includes:

- Coverages tailored to your business needs,
- safety group dividends,
- preferred pricing, and
- professional loss control services.



Let United Fire Group protect you and your business.



Offered by:



ENVISION
INSURANCE GROUP

Peoria
309-683-1100

Galesburg
309-343-1168



2013 ILICA Directory is done!

ILICA Members, if you have not received yours yet, please contact the ILICA office at (309) 446-3700.



SUMMER FUN



Robin Williams

Did you know that funny man Robin Williams is a native Illinoisan?

Believe it or not, the quote below is his!

No matter what people tell you, words and ideas can change the world.

Source: www.brainyquote.com

PRINSCO: YOUR LONG HAUL PLANNING PARTNER

As a leader in the agriculture water management industry for over 35 years, we've seen you through plenty of highs and plenty of lows. Prinsco is in it with you for the long haul. We offer a full line of quality products with the experience and technical expertise that comes from a strong history in the industry. Prinsco is your planning partner.

Call 800.992.1725 today!



WATER MANAGEMENT SOLUTIONS SINCE 1975
 800.992.1725 | www.prinsco.com | agblog.prinsco.com





2013 DRAINAGE WORKSHOP AGENDA



AUGUST 6TH, 7TH, & 8TH

**Equipment Overview Panel Discussion ▪ Tile Installation Guidelines
Drainage Classroom ▪ GPS System Overviews (AGPS & Trimble)**

We're returning to Decatur's Richland College for the August drainage workshop again this year. This venue provides our attendees with easy parking, great technical resources and, even with the Farm Progress Show in Illinois this year, a very close hotel who still had available rooms. Breakfast and lunch is provided with registration, but dinner is on your own. However, on Wednesday evening JCG Midwest is hosting a cook-out at their facility, which is an easy drive from Richland College, and all workshop attendees are invited to attend.

The agenda printed here is still tentative, but a more detailed itinerary will be available as the dates approach. The first day targets contractors who have recently added tiling to their list of services and for employees who might benefit from a better understanding of the equipment and material used in drainage. Many of our tiling equipment associates have agreed to help with the panel discussion on Tuesday after providing a brief overview of their own equipment. Tile installation guidelines will also be addressed by two of our tile manufacturers. Please bring your grade pole and laser receivers for the field portion of the workshop. Not everyone needs their own but there should be one for each group during the field session.

The second day will begin with Richard Cooke of University of Illinois Extension facilitating the design classroom sessions with updates on the drainage guide if time allows. **Also note that laptops will be VERY helpful** for the last two days of the workshop. If you would like a "loaner" computer to use during these sessions, please contact the ILICA office at (309) 446-3700 to make arrangements. Also, plan to dress accordingly (hat, sunscreen, raingear, etc.) for the field sessions on Tuesday and Wednesday. All sessions qualify for CEU's in the ILICA certification program.

Our 3rd day brings the return of Joey Schlatter and the Trimble GPS software and Nate & Mike Cook with the AGPS software, each providing half day sessions. ILICA certification will be offered during both of these sessions to try and accommodate everyone who wants to take advantage of this testing.

The registration form and contact information for the Sleep Inn is on the following page. **Make your overnight room reservations before July 15th.** If you have questions about this workshop, please call the ILICA office and keep checking our website, www.ilica.net for more detail as the date gets closer.

Day 1 – Panel Discussion

The panel will be made up of several tiling machine and plow associate members with the discussion geared toward business owners & employees containing:

- Equipment Maintenance: wear points & components
- Options in wear parts and attachments for various machines.
- Availability of parts for older machines.
- Maximizing the operational speed of the tiling machines, chain speed versus ground speed and maximum engine torque
- Tile Installation guidelines -*Tile manufacturers*

Day 1 – Hands-On

- Laser calibration & survey points - *Richard Cooke*

Day 2 – Classroom w/ Richard Cooke

Geared toward business owners and lead employees reviewing the following topics:

- Differential Leveling
- Survey terms
- Computation of elevations
- Allowable errors

Day 2 – Classroom w/ Richard Cooke (*continued*)

- Profile leveling
- Turning points
- Plotting of profile data
- Drainage system design and layout
- Sizing drainage mains
- A discussion about soil types, lateral spacings, and lateral pipe size
- Performance studies on the various drainage products
- Common Drainage Design mistakes
- Compare and contrast different drainage designs.
- *If time allows:* Updates on the drainage guide
- Surface inlet capacities, surface ditching sizing and capacities
- Common sense use of the ADMC control boxes

Day 3 – GPS

Advanced Day with System Overview from Trimble with Joey Schlatter and AGPS being presented by Nate & Mike Cook.

- What is next for GPS, GIS, and Machine Control?
- How can I use it to make me a better contractor?



UNIVERSITY OF ILLINOIS
EXTENSION

AUGUST DRAINAGE WORKSHOP REGISTRATION

Richland Community College - Shilling Center - Salon I
One College Park, Decatur, IL



Aug. 6 - 8: Equipment Overview Panel Discussion ▪ Tile Installation Guidelines
Drainage Classroom ▪ GPS System Overviews (AGPS & Trimble)

Pre-Registration Workshop Fees - ILICA Members		
	1st Attendee	Additional
Full Registration for all Sessions:	\$175	\$150
Session Pricing		
Day 1: Equipment Overview	\$ 65	\$ 50
Day 2: Drainage Design	\$ 70	\$ 60
Machine Control & Mapping	\$ 65	\$ 50
After July 25, 2013 or On-Site Registration		
	1st Attendee	Additional
Registration for all Sessions:	\$200	\$180
Session Pricing		
Day 1: Equipment Overview	\$ 80	\$ 65
Day 2: Drainage Design	\$ 90	\$ 80
Machine Control & Mapping	\$ 80	\$ 65
Optional Certification Review & Testing on Aug. 8th (2 year certification period)		
	\$100—Initial Certification Per Applicant	
	\$50—Bi-Annual Renewal Per Applicant	

Pre-Registration Workshop Fees - Non-ILICA Members		
	1st Attendee	Additional
Full Registration for all Sessions:	\$250	\$225
Session Pricing		
Day 1: Equipment Overview	\$ 90	\$ 75
Day 2: Drainage Design	\$100	\$ 85
Machine Control & Mapping	\$ 90	\$ 75
After July 25, 2013 or On-Site Registration		
	1st Attendee	Additional
Registration for all Sessions:	\$300	\$260
Session Pricing		
Day 1: Equipment Overview	\$100	\$ 85
Day 2: Drainage Design	\$110	\$ 95
Machine Control & Mapping	\$100	\$ 85
Optional Certification Review & Testing on Aug. 8th (2 year certification period)		
	\$500—Initial Certification Per Applicant	
	\$200—Bi-Annual Renewal Per Applicant	

Yes, I will attend the following August Drainage Workshop Session(s)

- Equipment Overview & Tile Installation Guidelines** (day 1)
 Drainage Design (day 2)
 Machine Control & Mapping (day 3)
 Optional ILICA Certification (day 3; morning & afternoon)

Name: _____ Area #: _____

Address: _____ City, State, Zip _____

Company Name: _____ Phone # _____

Additional Attendees _____, _____, _____, _____, _____

Pre-Registration fees must be received in our office by deadlines stated above.

Mail to: ILICA - P.O. Box 474 - Brimfield, IL 61517 or Fax: (309) 446-3744 Total Enclosed: \$ _____


<p>Sleep Inn 3920 E. Hospitality Lane Decatur, IL - \$79 Ph: 217-872-7700</p>	<p>Please contact the hotel and mention Illinois LICA as your group no later than July 15th to receive the group rate of \$79 + tax. After July 15th, the Sleep Inn may not have availability due to Farm Progress Show set up.</p>
--	--

ILICA Ladies' page

Eating Outdoors: Handling Food

Picnic and barbecue season offers lots of opportunities for outdoor fun with family and friends. But these warm weather events also present opportunities for foodborne bacteria to thrive. As food heats up in summer temperatures, bacteria multiply rapidly.

To protect yourself, your family, and friends from foodborne illness during warm-weather months, safe food handling when eating outdoors is critical.



Source: U.S. Food and Drug Administration

Pack and Transport Food Safely

- **Keep cold food cold.** Place cold food in a cooler with ice or frozen gel packs. Cold food should be stored at **40 °F or below** to prevent bacterial growth. Meat, poultry, and seafood may be packed while still frozen so that they stay colder longer.

- **Organize cooler contents.** Consider packing beverages in one cooler and perishable foods in another. That way, as picnickers open and reopen the *beverage* cooler to replenish their drinks, the *perishable foods* won't be exposed to warm outdoor air temperatures.

- **Keep coolers closed.** Once at the picnic site, limit the number of times the cooler is opened as much as you can. This helps to keep the contents cold longer.



- **Don't cross-contaminate.** Be sure to keep raw meat, poultry, and seafood securely wrapped. This keeps their juices from contaminating prepared/cooked foods or foods that will be eaten raw, such as fruits and vegetables.


- **Clean your produce.** Rinse **fresh fruits and vegetables** under running tap water before packing them in the cooler — including those with skins and rinds that are not eaten. Rub **firm-skinned fruits and vegetables** under running tap water or scrub with a clean vegetable brush while rinsing with running tap water. Dry fruits and vegetables with a clean cloth towel or paper towel. * Packaged fruits and vegetables that are labeled "ready-to-eat," "washed," or "triple washed" need not be washed.

Follow Safe Grilling Tips

Grilling and picnicking often go hand-in-hand. And just as with cooking indoors, there are important guidelines that should be followed to ensure that your grilled food reaches the table safely.

- **Marinate safely.** Marinate foods in the refrigerator — *never* on the kitchen counter or outdoors. In addition, if you plan to use some of the marinade as a sauce on the cooked food, *reserve a portion separately* before adding the raw meat, poultry, or seafood. **Don't reuse marinade.**

- **Cook immediately after "partial cooking."** If you partially cook food to reduce grilling time, do so *immediately before* the food goes on the hot grill.



- **Cook food thoroughly.** When it's time to cook the food, have your food thermometer ready. Always use it to be sure your food is cooked thoroughly. (See **Safe Food Temperature Chart** at right.)

- **Keep "ready" food hot.** Grilled food can be kept hot until served by moving it to the side of the grill rack, just away from the coals. This keeps it hot but prevents overcooking.

- **Don't reuse platters or utensils.** Using the same platter or utensils that previously held raw meat, poultry, or seafood allows bacteria from the raw food's juices to spread to the cooked food. Instead, have a clean platter and utensils ready at grill-side to serve your food.

- **Check for foreign objects in food.** If you clean your grill using a bristle brush, check to make sure that no detached bristles have made their way into grilled food.

Serving Picnic Food: Keep it COLD/HOT

Keeping food at proper temperatures — indoor and out — is critical in preventing the growth of foodborne bacteria. The key is to never let your picnic food remain in the "**Danger Zone**" — between **40 °F and 140 °F** — for more than 2 hours, or 1 hour if outdoor temperatures are above 90 °F. This is when bacteria in food can multiply rapidly, and lead to foodborne illness.

Instead, follow these simple rules for keeping **cold foods cold** and **hot foods hot**.

COLD

Cold perishable food should be kept in the cooler at **40 °F** or below until serving time.

- Once you've served it, it should not sit out for longer than 2 hours, or 1 hour if the outdoor temperature is above 90 °F. If it does — discard it.

- Foods like chicken salad and desserts in individual serving dishes can be placed **directly on ice**, or in a shallow container set in a deep pan filled with ice. Drain off water as ice melts and replace ice frequently.



HOT

Hot food should be kept hot, at or above **140 °F**.

- Wrap it well and place it in an **insulated container** until serving.

- Just as with cold food — these foods should not sit out for more than 2 hours, or 1 hour in temperatures above 90 °F. If food is left out longer, throw it away to be safe.

YOUR CDL & MEDICAL CARD DECLARATION (OR ... "WHO AM I?")

If you have gone to renew your CDL since January 1, 2012, you probably noticed a change in the procedure. If you have a CDL you probably got a letter from the Secretary of State telling you that you need to declare what type of driver you are and present your Medical Card information prior to January 30, 2014. In that letter (and at the license facility) you were given four categories to choose from – Non-excepted Interstate, Excepted Interstate, Non-excepted Intrastate, Excepted Intrastate – with an explanation by the same people that brought you the tax code. What happened?



A change in the Federal Regulations (FMCSR) is what has happened. Changes to Part 391 (Qualifications of Drivers) and Part 383 (Commercial Driver's License Standards) required the states to collect the Medical Card information for interstate CDL drivers except for those who meet certain exceptions under 391. (The Feds only regulate interstate commerce) Tying the Medical Card to the CDL like this allows the implementation of 391.41(a)(2) which says that beginning **January 30th, 2014**, a driver required to have a CDL "no longer needs to carry on his or her person the medical examiner's certificate specified at § 391.43(h), or a copy for more than 15 days after the date it was issued as valid proof of medical certification." That's right! You won't need to carry your Medical Card next year! Actually, this just brings the U.S. to a place our neighbors to the north and south have been for some time. The "Medical Card" has been a part of the Mexican CDL since 1991, and the Canadian CDL since 1999.

Let's get back to your four choices. Here they are with *my* definitions:

- **Non-excepted Interstate (NI)** - If you ever drive your CDL vehicle across state lines (or hope to) this is you.
- **Excepted Interstate (EI)** - If you are reading this article this is not you.
- **Non-excepted Intrastate (NE)** - If you never drive your CDL vehicle across a state line this is you (or could be you, more on that in a little bit).
- **Excepted Intrastate (EA)** - Again, if you are reading this article this is not you.

Now to revisit Non-excepted Intrastate; are you sure you won't drive a CDL vehicle across a state line? Do you intend to work for this company forever? Do you want your business to expand? Maybe bid on contracts in another state? Think about your answers to these and other questions you need to ask yourself. It may be to your advantage to choose

By Keith Stephens

Non-excepted Interstate and leave your options open. Of course if you choose Intrastate you can always go back and change it to Interstate. If you don't have a valid Medical Card at the time you declare you will have to choose something other than Non-excepted Interstate.

There are a couple of important things to note about this new regulation. The first is it only applies to the Medical Card itself. This means that if you have a Waiver or a Variance granted by the Federal Motor Carrier Safety Administration (FMCSA) you will still be required to carry that letter with you, just like you do now. The other is that this only applies to CDL's. If you drive a Commercial Motor Vehicle, any vehicle or combination with a Gross Vehicle Weight Rating in excess of 10,000 lbs used in the furtherance of a business, you must still have and carry a Medical Card if a CDL is not required.

For those of you that read through the actual definitions of Non-excepted Intrastate and Excepted Intrastate and wondered what the "State driver qualification requirements" are, in Illinois they are exactly the same as those found in 391 of the FMCSR (625 ILCS 5/18b-105(b)).

Another thing to look forward to is a registry of physicians approved to administer the DOT physical. Although the physical is supposed to be standardized, the FMCSA is aware that not all physicals are conducted by the same standards. In the future (unknown date) you will only be able to obtain your Medical Certificate from a DOT approved physician.



The final and most important thing:
Make your declaration! You must do this **prior to January 30, 2014**, and you must do it **in person** at a driver's license facility. Even if you do not need to

renew your CDL prior to this date, you still must appear in person to make your declaration. After your initial declaration and presentation of your Medical Certificate you can submit your renewed Medical Certificate by mail (and hopefully fax or scanned into email) to keep your information current. If you fail to make a declaration or if you allow your Medical Card and information to expire, your CDL will be cancelled!

Keith Stephens retired in 2012 from the Illinois State Police after 27 years. For 17 of those years, Keith was a Commercial Vehicle Enforcement officer or the Sergeant that supervised the CVEO unit and Keith also facilitated one of our earliest membership meeting sessions in Area 8. He started Commercial Vehicle Compliance Solutions to assist businesses in complying with the Federal Motor Carrier Safety Regulations. Find out more about Commercial Vehicle Compliance Solutions at www.cvcs-inc.net or you can contact Keith at keith@cvcs-inc.net.



AREA 6 GOLF OUTING, ILICA SUMMER PICNIC & MEMBER MEETING



Believe it or not, June is right around the corner. Once ILICA contractors get back to work after a long winter, time seems to fly by ... but don't miss out on this excellent opportunity to kick up your heels and enjoy a early summer weekend of golf, food, equipment demonstrations and lots of fun in Mattoon, Illinois.

Registration forms were mailed in mid-May, however, the registration form for the 2nd Annual Area 6 Golf outing can also be found on page 14 and the registration form for the picnic the following day can be found on page 15 of this newsletter. And as long as you're in Mattoon for the golf outing, you might as well spend the night and take advantage of the catered breakfast and Birkey's-Case equipment demo set for Saturday morning near Bill Dean's place. After operating the several pieces of equipment Birkey's plan to bring out, a grilled pork chop lunch will be served at the Deans', followed by the summer member meeting. Once the business meeting has concluded, our guests can head toward home or hang around for more fun in the Dean's swimming

pool or on their patio, enjoying your refreshment of choice!

Depending on what our registration forms indicate is the most popular choice for our ladies, they will carpool to Rockhome Gardens in Arcola or the Tanger Outlet in Tuscola, both less than 30 minutes from Mattoon. Our ladies can choose to stay until after the member meeting concludes or return to the Deans' for lunch so carpooling options will be scheduled to accommodate those choices.

The **Quality Inn** has extended the cut off date for our room block until June 7th so there is still time to get a room! Contact them at **(217) 235-0222** as soon as possible as there is a soft-ball tournament in town that weekend too.

Everyone knows what great hosts Bill and Bev Dean are so a good time is guaranteed for all; bring the whole family along for some rest and relaxation with lots of fun and good food!

Great Lakes Inter Drain

2951 East State Street • Fremont, OH 43420

Your U.S. Distributor for:

Inter-Drain Trenchers and Plows

New and Used Equipment

Advanced Geo-Positioning Solutions (GPS)

for Survey and Total Machine Control

AFT Add on Trenchers • Laser Systems

Weichmann Chain, Cutters etc.

"We have the field experience you can depend on after the sale."

AGPS
ADVANCED GEO-POSITIONING SOLUTIONS, LLC

For more information call:

(800) 767-1904 or (419) 332-1904

Fax: (419) 332-2344

Visit us on the web at: www.greatlakesinter-drain.com

or email: sales@greatlakesinter-drain.com



You protect our environment, but who's protecting you?



United Fire Group's state LICA insurance program is designed for dirt-moving contractors and includes:

- coverages tailored to your business needs,
- safety group dividends,
- preferred pricing, and
- professional loss control services.

Let United Fire Group protect you and your business.

UNITED FIRE GROUP

Administered by:



For more information, please contact your local United Fire Group agent; PRINS Insurance, Inc. at 800-831-8545; or email Bruce Mosier at bmosier@prinsins.com.

IOWA LICA MIDWEST CONSTRUCTION EXPO & FIELD DAY: JULY 31 - AUGUST 1, 2013



1741 290th Street, Melbourne Iowa, just 1/2 mile east of Melbourne, and rain or shine, the show will go on! Let's support our neighbors to the west and visit this outstanding demonstration.

From I-80 W: Take US 6/IA-14 exit 164, toward Newton/Monroe. Turn right onto US-6E/IA-14N and continue to follow IA-14N for 9.7 miles. Turn left onto CR-F17/Highway F17 W/IA-223 and follow 2 miles. Turn right onto Highway S62 N/CR-S62 and continue on CR-S62 for 8 miles. Turn right onto 290th St/CR-E63 and the farm is on the left in 1/2 mile.

This year's field day will be the biggest ever. Iowa LICA volunteers will be moving thousands of yards of dirt as the construction of the farm pond begins. The pond is the last large project to be completed on the farm.

Of course, it will take a lot of equipment and man power. They will move dirt for almost 1500 feet to construct the pond and wetlands. They will also extend the roads around the property so everyone will be able to enjoy a ride around the farm to see all the conservation projects that have been completed. If you haven't had an opportunity to visit the Iowa LICA farm, this would be a great year to do it.

Iowa LICA would like to invite ILICA contractors to come see what all the fuss is about. The farm is located at



Since 1923 supplying quality drainage products with service second to no one...

Why Fratco Pipe and Fittings?

Quality and Service. We are 100% committed to offering the best HDPE corrugated pipe and fittings to the market, with a friendly and knowledgeable staff that is dedicated to providing unparalleled flexibility and delivery, ensuring prompt and accurate order filling from our fully stocked yards.



Experience the Fratco Difference....

Members of:



ST. ANNE OFFICE
499 SOUTH OAK ST.
ST. ANNE, IL 60964
(815) 427-8144
(800) 475-8144

www.fratco.com



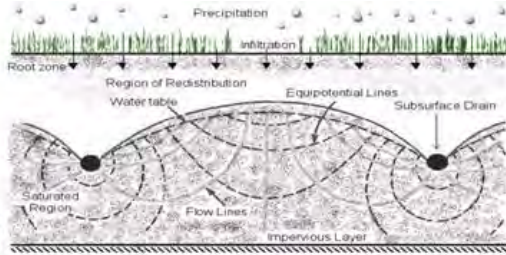
MT. PLEASANT OFFICE
1600 W. WASHINGTON ST.
MT. PLEASANT, IA 52641
(319) 385-1213



FRANCESVILLE OFFICE
4385 SOUTH 1450 WEST
FRANCESVILLE, IN 47946
(219) 567-9133
(800) 854-7120

Members of:

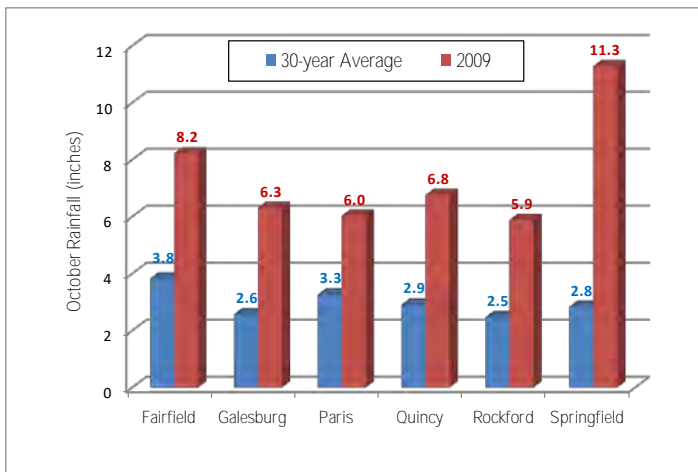




The Extension Connection

INSTALLING SUBSURFACE DRAINS UNDER WET

To say that this fall has been a wet one is to state the obvious. The figure below shows a comparison of this year's October rainfall with the average of the 30 previous Octobers, for selected locations in Illinois. In most locations, this October was two or more times as wet as on average. One consequence is that harvest has been delayed, and the period between harvest and the ground becoming frozen, typically a peak tiling period, has been shortened.



For the first time in 15 years working here in Illinois, I have been fielding questions as to whether or not it is okay to install tile under wet conditions. There are just so many ways that I can say, "I don't know," so I used this opportunity to search the literature and to check with other researchers.

The American Society of Agricultural and Biological Engineers (ASABE) standard on the Construction of Subsurface Drains in Humid Areas (ASAE EP481 FEB03) recommends that drains should not be installed under **ponded and saturated land surface conditions** and in **very wet soil profiles** because under these conditions "soils may become

Source: Richard Cooke: Reprint from Nov-Dec 2009 article.

fluid and unstable, making installation of drains, bedding, blinding, or envelope/filter material difficult with potential for not



meeting design depth and grade requirements." My interpretation of this is that tiles should not be installed below the water table. The standard does recommend that, if necessary, a temporary drainage system be installed to lower the water table so that a permanent drainage system can be installed. The standard does not address **wet conditions**, which I define as when the tile is being installed in the capillary fringe, which, for all practical purposes, is within 3 feet of the water table in clay soils, and within 1 foot of the water table in silt loam and loam soils.

Soils are mainly composed of sand, silt, and clay particles, and the physical properties of a soil are largely determined by the proportions of these particles. Researchers have found that there is a distinct break in soil properties when clay content exceeds 30 – 35%. Below this break the clay particles are dispersed in a matrix made up of sand and silt particles, much like the chocolate chips in a chocolate chip cookie. At higher clay content, the sand and silt particles are dispersed in a continuous clay matrix (think brownie). When soils with this continuous clay matrix are worked wet, they tend to smear, creating a slick surface with reduced permeability that restricts water movement into the tile, reducing the efficacy of the drainage system. Thus one should think twice about working a soil with more than 30-35% clay when it is wet. Smearing may be more of a problem with plow installations as compared to trenching.

When soils with high silt content are worked wet, the soil structure breaks down and the silt particles are transported into the tile, reducing the life of the drainage system. Thus one should think twice about working a soil more than 50% silt when it is wet. Soil structure breakdown may be more of a problem with trenching as compared to plow installations.



INSTALLING SUBSURFACE DRAINS UNDER WET

All this leads to the question, how does a contractor know how much clay or silt is in a soil? One could always have the soil analyzed, but there is another option to get a quick, inexpensive estimate. The NRCS keeps a list of official soil profile descriptions of soils in Illinois and indeed in the entire US. These descriptions can be accessed at:

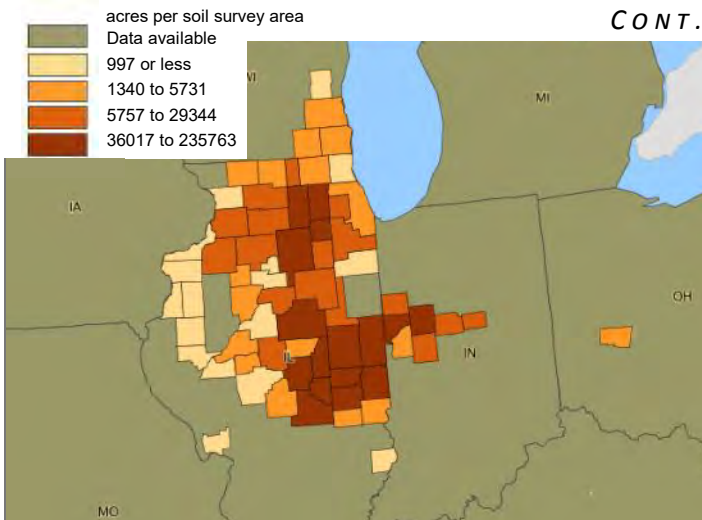
<http://www2.ftw.nrcs.usda.gov/cgi-bin/osd/osdname.cgi>

The profiles for the soils in Illinois that require drainage can also be found in the Illinois Drainage Guide. The soil profile descriptions include, among other things, the textural classes to which the soil layers belong. This information can be used with the simplified rules in the following table as a first check of the composition of a soil.

Clays have more than 30% clay
Clay loams have 20 - 30% clay
Loams have less than 20% clay
Silty soils have more than 50% silt
Silt loams have more than 50% silt

Take for example, Drummer, Illinois' State Soil, for which official series description of the 3 to 5 feet deep layers are given below, with the soil textural classes highlighted.

<p>Btg2--81 to 104 cm (32 to 41 inches); gray (N 5/0) silty clay loam; weak medium prismatic structure parting to weak medium angular blocky; firm; few fine roots; few distinct dark gray (N 4/0) clay films on faces of peds; many medium prominent yellowish brown (10YR 5/4) masses of oxidized iron-manganese in the matrix; neutral; clear wavy boundary. [Combined thickness of the Bg horizon and Btg horizons is 51 to 119 cm (20 to 47 inches).]</p>
<p>2Btg3--104 to 119 cm (41 to 47 inches); gray (N 5/0) loam; weak coarse subangular blocky structure; friable; few fine roots; few distinct dark gray (10YR 4/1) clay films on faces of peds; common medium prominent yellowish brown (10YR 5/6) masses of oxidized iron in the matrix; 4 percent fine gravel; neutral; abrupt wavy boundary. [10 to 25 cm (4 to 10 inches) thick]</p>
<p>2Cg--119 to 152 cm (47 to 60 inches); dark gray (10YR 4/1) stratified loam and sandy loam; massive; friable; many medium prominent olive brown (2.5Y 4/4) masses of oxidized iron-manganese in the matrix; many medium distinct gray (N 5/0) iron depletions in the matrix; slightly alkaline.</p>



Geographic Extent of the DRUMMER Soil Series

The 32 to 41 inches layer is silty, so it has more than 50% silt, and care should be taken when installing tiles in this layer when the soil is wet. It is a clay loam, with 20 – 30% clay, so smearing should not be a problem. The other two layers are loams with less than 20% clay and less than 50% silt, so they pose less of a problem than the layer above them.

Problems associated with tiling when the ground is too wet are not immediately obvious, but they will show up a few years later. In many instances it is worthwhile spending a few minutes to check the susceptibility of a soil before proceeding. When in doubt, it may be wise to wait a few days, as difficult as that may be in a year as wet as this has been.



Drummer Silty Clay Loam

I would like to thank Gary Sands and Jim Fouss for asking the right questions and pointing me in the right direction to get answers. Gary is from the University of Minnesota and is well known throughout the Midwest. Dr. James Fouss is former Research Leader at the ARS Soil and Water Research Unit at Baton Rouge, Louisiana, and currently Research Leader at the ARS Sugarcane Research Unit at Houma, Louisiana. Jim was instrumental in the development of plastic tiles and the use of the laser-beam automatic grade-control system on high-speed subsurface drainage equipment, and was inducted into the Drainage Hall of Fame in 1990. (I am amazed by how so many of us know so much about the football, basketball, and baseball Halls of Fame, and would be hard pressed to name one Drainage Hall of Fame inductee from Illinois!) Jim assured me that we were not alone, that this October was the wettest one in Louisiana's history.



Outing Sponsors



Illinois Land Improvement Contractors Association 2nd Annual Area 6 Golf Outing - Friday, June 21, 2013

Meadowview Golf Course - Shotgun Start 1:00 pm

6489 Meadowview Lane, Mattoon, IL 61938

Golf & Dinner.....\$ 80.00

(Includes Green Fees, Golf Cart, Noon Hamburger lunch, Driving range, 2 Beverage tickets, evening Buffet Dinner & Prizes)

Golf Only..... \$ 55.00 • Dinner Only..... \$ 40.00

Registration Form

Please RSVP By June 14

Enclosed is the check PAYABLE TO ILICA

In the amount of \$ _____ for the following;

1. _____
2. _____
3. _____
4. _____

Golf & Dinner
@ \$80

Golf Only
@ \$55

Dinner Only
@ \$40

My preferred foursome is: _____ I do not have a preference

Name: _____ Phone: _____

Green & Tee Sponsors

Company Name (To be listed on sign) _____

Contact Person: _____ Phone: _____ Email: _____

- Yes, we would like to Sponsor a Green or Tee - **\$150**
- Yes, we would like to Sponsor a Hole at both Outings - **Only \$250**
- Please provide our sign (\$35 per sign)
- We will provide our own sign (16" x 24")
- Use sign from last year's golf outing

***\$50 discount for participating in both
ILICA Area Golf Outings as a Hole Sponsor***

Meal & Outing Sponsors

- I would like to be a lunch sponsor \$250.00 *
- I would like to be a Dinner Sponsor \$350.00 *
- I would like to be an Outing Sponsor \$500.00 **
- I would like to be an Outing Sponsor & sign up a foursome \$740 *** (includes 1 free golf & dinner registration)

Enclosed is the check **PAYABLE TO ILICA**, in the amount of \$ _____ for registration and sponsorship.

Mail check and this form to:

Illinois LICA - P.O. Box 474 - Brimfield, IL 61517 (Credit Cards also accepted. Call the ILICA office @ 309.446.3700 for details)

- * Lunch and Dinner sponsors will have signage in place at registration table and dining area and receive recognition in the annual ILICA Directory.
- ** Outing sponsors will have signage (including company logo) in place at registration table, in dining area and at cart pick up location and will receive recognition in the annual ILICA Directory and at the annual Convention and Member meeting.
- *** Outing sponsors that also purchase a foursome receive special pricing on golf & dinner registration; **buy 3 get one free!**



Case-Birkey's Hands-On Equipment Demo, Member Meeting & Annual Picnic June 22, 2013 - Dean Drainage, LLC - Mattoon, Illinois

- ♦ Hands-on equipment demonstration near Bill Dean's shop from 9 am until noon.
- ♦ Breakfast will be provided prior to the demo. ♦ Alternate ladies activities within 20 minutes of Mattoon.
- ♦ A grilled pork chop lunch will be held at Bill Dean's place followed by the summer member meeting.

Please RSVP by June 14

Name/Company Name: _____ Phone No: _____

Yes, I/we will attend breakfast & the Birkey's demo. # _____ x \$5 per for breakfast (children < 6 free)

Yes, I/we will attend the lunch & member meeting. # _____ x \$5 per for lunch (children < 6 free)

Yes, I/we will attend the Ladies trip to Rockhome Garden's. # _____

Yes, I/we will attend the Ladies trip to the Tanger Outlet Mall. # _____

Please list names of all those attending. _____, _____, _____

Return To: **ILICA**
Janet Doubet - P.O. Box 474
Brimfield, IL 61517 or Fax: (309) 446-3744

Total Amount Enclosed: \$ _____

Bill Me

Agri Drain CORPORATION

America's most complete manufacturer and supplier of products for drainage water management, wetlands, ponds, lakes, erosion control, and land improvement.

Call for your FREE catalog today! 1-800-232-4742

info@agridrain.com ▪ www.agridrain.com

ROLAND MACHINERY CO.
Komatsu Distributor

**Time for New Equipment?
Choose Roland**

Reliable Equipment

- Manufactured to withstand any environment

Responsive Service

- Roland provides service on the job site or in their state-of-the-art facilities

KOMATSU

Call the Roland Location nearest you today!

Bolingbrook 630-739-7474	Carterville 618-985-3399	Marengo 815-923-4966
Palmyra 573-769-2056	Springfield 217-789-7711	www.rolandmachinery.com

2013 Committees

Associate

Corey Getz - ADS / Hancor, Chair
 Mark Baker - Springfield Plastics
 Mike Bierbaum - CPI Supply
 Dave Mosier - ADS / Hancor
 Chad Nicholson - Fratco, Inc.
 John Pogge - Prinsco, Inc.

Auditing

Bill Dean, Chair
 Steve Anderson
 Ron Masching

Awards

Bill & Bev Dean, Chair
 Brent & Tracy Breedlove
 Bill & Janet Doubet

Budget

Tom Beyers, Chair
 Dan Day
 Bill Dean
 Dave Haag
 Dave Hurst

By-Laws

Stuart Anderson, Chair
 Bill Doubet
 Dave Hurst
 Stan SeEVERS
 Joe Streitmatter

Certification

Dave Hurst, Chair
 Wayne Litwiller
 Ron Masching
 Prof. Kent Mitchell, retired U of I
 Stan SeEVERS

Certification Board

Dave Hurst, Chair
 Forrest Davis
 Dave Kennedy
 Wayne Litwiller
 Ron Masching

Convention

Brent & Tracy Breedlove, Chair
 Bill Dean
 Greg & Jennifer Furkin
 Corey & Whitney Getz
 Kristin Kutemeier
 Mike & Holly Yordy

Devotions

Jean Davis, Chair
 Steve Anderson
 Norm & Coretha Rozendaal

Education

Brent Breedlove, Chair
 Brad Baker
 Tom Beyers
 Richard Cooke: Univ. of Illinois
 Corey Getz
 Kristin Kutemeier
 Eric Layden
 Mike Yordy

Executive Committee

David Haag, Chair
 Steve Anderson
 Tom Beyers
 Janet Burtle-Doubet
 Bill Dean
 David Kennedy

Golf Outing

Wayne Litwiller/Bill Dean - Co-Chairs
 Jerry Biuso
 Brian Brooks
 Norm Kocher

Headquarters

Dan Day, Chair
 Steve Anderson
 Mark Baker
 David Haag
 Ron Masching



Industrial & Business Relations

Bill Doubet, Chair
 Dan Day
 Bill Dean
 Wayne Litwiller
 Mike Yordy

Insurance

Dan Day, Chair
 Charlie Adams
 Lori Kennedy
 John McCoy
 Jackie Streitmatter

Ladies

Marsha Haag, Chair
 Judy Beyers
 Bev Dean
 Cathy Masching
 Jackie Streitmatter

Legislative

Steve Anderson, Chair
 Tom Beyers
 Lee Bunting
 Bill Doubet
 Dave Hurst
 Norm Kocher
 Joe Streitmatter
 Mike Yordy

Long Term Planning

Steve Anderson, Chair
 Stuart Anderson
 Dan Day
 Bill Doubet
 Ron Masching



Membership

Wayne Litwiller, Co-Chair
 Norm Kocher, Co-Chair
 Steve Anderson
 Mark Baker
 Tom Beyers
 Brent Breedlove
 Brian Brooks
 Forrest Davis
 Dan Day
 Scott Day
 Bill Dean
 Bill Doubet
 Eugene Glueck
 Ron Masching
 Larry Rhodenbaugh

Nomination

Joe Streitmatter, Chair
 Brian Brooks
 Dan Day
 Dave Hurst

On-Site Waste

Wayne Litwiller, Chair
 John McCoy
 Larry Rhodenbaugh
 Jason Winings

Picnic

Steve Anderson / Bill Dean

Publicity

Bill Doubet, Chair
 Mark Baker
 Wayne Litwiller

Safety

Doug Nicholson, Chair
 Brent Breedlove
 Dave Hurst
 Dave Kennedy
 Carol Kiley
 John McCoy
 Jason Winings

Show & Other Income

Brent Breedlove, Co-Chair
 Dave Kennedy, Co-Chair
 Brian Brooks
 Joe Krupps
 Wayne Litwiller
 John McCoy
 Joe Streitmatter





MEMBERSHIP APPLICATION

Illinois Land Improvement Contractors Association, Inc.

118 E. Knoxville · PO Box 474 · Brimfield, IL 61517
(309) 446-3700 · Fax: (309) 446-3744 · Email: janet@illica.net

Company Name: _____

Member Name: _____ Spouse's Name _____

Street Address: _____

City: _____ State: _____ Zip: _____ County: _____

Phone: (_____) _____ Cell Phone: (_____) _____

Fax: (_____) _____ Email: _____

Website (if applicable): _____ LICA Sponsor: _____

Check All Services Provided

- | | |
|--|--|
| <input type="checkbox"/> CUI - Cable/Utility Inst. | <input type="checkbox"/> OSW—On Site Waste Treatment |
| <input type="checkbox"/> DB - Directional Boring | <input type="checkbox"/> PD - Ponds / Dams |
| <input type="checkbox"/> DI - Drainage/Irrigation | <input type="checkbox"/> RBD - Road Boring/Drainage |
| <input type="checkbox"/> DWM - Drainage Water Mgmt | <input type="checkbox"/> R - Reclamation |
| <input type="checkbox"/> EC - Erosion Control | <input type="checkbox"/> SA - Dealer/Service Co./Government Agency/
Consultant/Insurance Agency |
| <input type="checkbox"/> EMC - Earthmoving/Land Clearing | <input type="checkbox"/> SP - Site Prep |
| <input type="checkbox"/> EXG - Excavating/Grading | <input type="checkbox"/> SWU - Sewer/Water/Underground Utilities |
| <input type="checkbox"/> GR - Gravel/ Rock Production | <input type="checkbox"/> TH - Trucking / Hauling |
| <input type="checkbox"/> LL - Land Leveling | <input type="checkbox"/> TW - Terraces / Waterways |
| <input type="checkbox"/> LS - Landscaping | <input type="checkbox"/> WM - Water Management |
| <input type="checkbox"/> ODW - Open Ditch Leveling | Other: _____ |

- Active Contractor Membership - \$295**
(One hundred seventy dollars (\$170) for Illinois Membership plus One hundred twenty five dollars (\$125) for National Membership)
(Active members are individuals engaged in the business of entering into contracts for performing work that will result in soil, land, natural resource conservation or rehabilitation, water conservation, control and prevention of soil erosion, depletion and misuse of natural resources and soil and water pollution and contamination.)
- Associate Membership - \$295** (Associate members are those businesses that manufacture or sell equipment, materials or services used by active members)
- Affiliate Membership - \$85** (Affiliate members are individuals employed by an active member in the business that makes the active member eligible for membership)



FEATURED LICA BENEFIT: NEW CATERPILLAR EXTENDED POWERTRAIN PROTECTION - FREE TO LICA MEMBERS



And to prove it, your next new Cat machine comes with extended powertrain protection... at no cost to you.



Your powertrain will be covered for up to three years or 5000 hours ⁽¹⁾ so you can:

» **Work Confidently**

backed by the power of the earthmoving equipment leader

» **Control Costs**

avoiding the expense of covered repairs

» **Safeguard your investment**

entrusting your machine to trained technicians whose service expertise and accurate recordkeeping can boost resale value

» **And it won't cost you a thing.⁽²⁾**

Contact your CAT Dealer for details!

» **What's included?**

The plan covers parts and labor for powertrain component failures caused by defects in materials or workmanship.

This includes:

Basic engine, transmission, torque converter/divider, drive line, differential, drive axles and final drives.

Hydraulic drive pumps and motors on excavators and machines with hydrostatic drive or differential steering.

Brake components that also provide steering on track-type tractors and track-type loaders.⁽³⁾

Service brake components that are internal to covered powertrain components.

Varies by model up to 3 years or 5,000 hrs.

Offer available for LICA members only. Terms and conditions apply.

Excludes normal brake wear.

CALENDAR OF EVENTS

Illinois

2nd Annual Area 6 Golf Outing
Meadowview Golf Course - Mattoon, IL

Friday, June 21, 2013
 12 Noon - Lunch; 1 pm - Shotgun Start

Summer Member Meeting & Picnic
Dean Drainage LLC - Mattoon, IL

June 22, 2013
 Catered Breakfast & Birkey's Equipment Demo 8:30 - Noon
 Ladies Tour: Rockhome Gardens / Tanger Outlet - 9 - Noon
 Grilled Pork Chop Lunch: 12:30 pm Member Meeting: 2 pm

5th Annual Area 3 Golf Outing
Pine Lakes Golf Course - Morton, IL

Friday, September 13, 2013
 12 Noon - Lunch; 1 pm - Shotgun Start; Dinner 6 pm

Drainage Workshop
Richland Community College - Decatur, IL

August 4 - 6, 2013

National

LICA Summer Meeting
Renaissance Cleveland Hotel - Cleveland OH

July 9 - 13, 2013

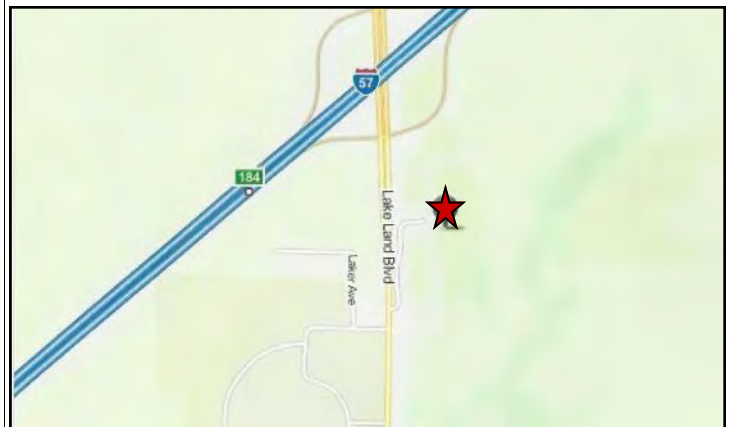
ADVERTISERS INDEX

Agri Drain Corp	15
BM Truck Equipment	4
Contractor Classifieds	5
Envision Insurance Group.....	5
Fratco, Inc.	11
Great Lakes Inter Drain	10
JCG Midwest.	2
Martin Equipment of Illinois	24
Midwest Auger Aerator.	24
Port Industries Inc.	2
Precision Intakes Ltd	24
Prins Insurance Inc./United Fire Group	10
Prinsco	5
Roland Machinery Co	15
RWF Bron	23
Schlatter's	4
Springfield Plastics Inc.	24
Wisconsin Plastic Drain Tile	23

June 22 Member Meeting Directions:

From I-57, take the US-45/IL-121 exit, EXIT 184, toward Toledo/Mattoon. Turn left onto US-45 S/IL-121 S.

When you go under I-57 overpass, you will see Dean Drainage LLC on the frontage road to your left. Just keep going until you see the median to turn onto the frontage road and turn left. Follow frontage road to the Deans. Note: **Hotel blocks will close by June 7th so make your reservations early!**



SAFETY FEATURE: NEW WORKSITE CHECKLIST

This Tool Box Talk has been developed to give the reader an idea of the various criteria that should be checked or reviewed before starting work at a new site. This list does not take the place of local and federal regulations and is to be used as a guide only.



A new work site can be defined as:

- ♦ An empty piece of ground or building where new construction is occurring or new processes are being installed
- ♦ An existing work area that is new to a recently hired or transferred employee

Checklist before starting work at a new site

- Before digging or excavating, always **know what lies underground**. Verify there are no power or water lines, nor contaminated ground due to spills or waste disposal.
- Inspect the **condition of equipment**. Verify machine guarding is in place, emergency stop devices are working properly, and the equipment appears in overall safe operating condition. Know how to start-up and shut down equipment.
- Verify and understand **evacuation procedures or escape routes** in the event of a weather event or disaster.
- Inspect the **floors or ground** for uneven areas or holes that could cause trips, spills or tip-over of equipment.
- Inspect **high-walls, vertical surfaces and overhangs**, including power lines, for loose or potentially falling objects.
- Understand the **Personal Protective Equipment** requirements of the new job
- Review the **Material Safety Data Sheets** for any hazardous materials that are used.
- Understand the **names and roles of personnel** in the new work area. Identify the area's emergency response personnel if possible.
- Review **job-specific hazards** (slips, trips, burns, pinch-points, etc.) and any associated Standard Operating Procedures and Operating Manuals.
- Verify adjacent processes, **neighbors and other nearby stakeholders** are aware of the work to be performed at the new work site.
- Verify all **signage and industry-specific markings** and hand signals are understood.
- Understand **traffic rules**; know right-of-way policies, speed limits and other guidelines.



Discussion Date: _____

Employee Participants

2013 National LICA Summer Meeting

Cleveland, Ohio • July 9-13th

Tentative Agenda

Tuesday, July 9th

8:00 am - 8:00 pm South Bass Island
 5:00 pm Executive Committee

Wednesday, July 10th

8:30 am - 10:00 pm Gradall, Dover Dam
 Football Hall of Fame
 9:00 am - 10:00 pm Amish Tour & Football
 Hall of Fame

Thursday, July 11th

8:00 am - 9:30 am LICA Benefits
 10:00 am - 3:30 pm Lolly the Trolley
 12:30 pm - 4:30 pm Lincoln Electric
 2:00 pm - 5:00 pm Executive Directors
 7:00 pm - 10:00 pm Associates' Night

Friday, July 12th

7:00 am - 7:30 am Devotions
 7:00 am - 7:30 am Committee Chairs
 7:30 am **Caterpillar Breakfast**
Committee Meetings
 8:45 am - 9:45 am Education/Tech
 Devotions
 Legislative
 Water Table Mgmt.

Friday, July 12th (continued)

10:00 am - 11:00 am By- Laws
 Conservation, Exc.
 Ladies
 Certification
 11:15 am - 12:15 pm Convention
 Long-Term/
 Past Pres.
 On-Site Waste
 Safety/Insurance
 12:30 pm **Case Lunch**
 1:45 pm - 2:45 pm Associates
 Awards
 Membership
 Policy
 Region Meetings
 2:45 pm - 3:45 pm
 4:00 pm - 5:00 pm Budget
 5:00 pm Cleveland Indians

Saturday, July 13th

7:30 am - 8:00 am Devotions
 8:00 am Breakfast
 9:15 am - 10:30 am Board Meeting
 12:00 pm Lunch
 2:00 pm - 7:00 pm Rock and Roll Hall of
 Fame & dinner at the
 House of Blues



Pro Football Hall of Fame



Cleveland's 4th Street



Gradall

2013 National LICA Summer Meeting

Renaissance Cleveland Hotel • Cleveland, Ohio
July 9-13, 2013

Registration cost includes: Associates' Night, Caterpillar Breakfast, Case Lunch; Saturday Breakfast & Lunch; Rook n' Roll Hall of Fame

Company _____
 City _____ State _____
 Phone _____
 Email _____

Names of Attendees (for Badges)

Name _____
 Name _____
 Name _____
 Name _____

Early Bird Registration
Postmarked before June 14, 2013

Members, Spouses, Associates **\$230**
 Number Attending _____ Total \$ _____
Youth: 13 Years & under (Under 3 Free) **\$215**
 Number Attending _____ Total \$ _____

Optional Tours

Tues. July 9

South Bass Island No. Attending _____
 Cost \$75 per person Total \$ _____

Weds. July 10

Gradall/Dam/Football No. Attending _____
 Cost \$80 per person Total \$ _____
 Amish/Football No. Attending _____
 Cost \$65 per person Total \$ _____

Registration
Postmarked after June 14, 2013

Members, Spouses, Associates **\$245**
 Number Attending _____ Total \$ _____
Youth: 13 Years & under (Under 3 Free) **\$230**
 Number Attending _____ Total \$ _____

Thurs. July 11

Lolly the Trolley No. Attending _____
 Cost \$35 per person Total \$ _____
 Lincoln Electric. No. Attending _____
 Cost \$40 per person Total \$ _____

Fri. July 12

Indians Game No. Attending _____
 Cost \$57 per person Total \$ _____

Tour Total **\$ _____**

Convention total **\$ _____**
(tours plus convention registration)

Enclosed is my check for \$ _____
 or charge my credit card
 Credit Card MC Visa

Cardholder _____
 Card # _____ Exp. _____

Return this form with payment to:
LICA Summer Meeting
3080 Ogden Ave. Suite 300, Lisle, IL 60532

Hotel Information:
 Renaissance Cleveland Hotel
 24 Public Square; Cleveland, OH 44113

\$127/night (plus taxes)
 Call: 800-HOTELS-1

Group Name: Land Improvement Contractors Association
 Reserve by June 19, 2013

Registration Policy: Only individuals registered and wearing badges may attend Summer Meeting events. All must register to attend conventions, programs or functions. No registration will be processed without payment. Registration fee deadlines will be strictly enforced.
Refund Policy: For cancellations received prior to June 21, 2013 a \$30.00 charge will be deducted from the original amount paid. No registration payment will be refunded after June 21, 2013 unless there has been an emergency.



NEW for 2013 - BRON 350
350 Horsepower Self Propelled Drainage Plow
Contact BRON for details

PLOWING AHEAD

in Farm Drainage

BRON Self Propelled Drainage Plow

BRON's line of Self Propelled Drainage Plows has set the standard in Farm Drainage. BRON manufactures 750 Double Link Plows, 750 RC Link Plows and 750 Cantilever Plows. Engineered from the ground up, the BRON Drainage Plow gives you better control, higher productivity and extreme comfort while offering more features than any other drainage plow on the market.

- Balanced Weight Distribution
- Ergonomic Cab Comfort
- FOPS/ROPS Certified
- Telescopic Tracks
- Enhanced Operators Visibility
- Tri-Core Cooling System



750 Cantilever Plow



750 Double Link Plow



750 RC Link Plow



BRON
POWER TO PERFORM

rwfbron.com
1.800.263.1060

EECH13162-S01-01



Wisconsin Plastic Drain Tile Corp.

Manufacture of plastic pipe and fittings for drainage.

800.362.6642

NOW OPEN

Midwest Plastic Products

Plainfield, IA

SIZES
3" – 48"

SINGLE WALL AND DUAL WALL

Free Delivery within 300 miles

201 W. PLYMOUTH STREET
JEFFERSON, WI 53549
Toll Free: 1-800-362-6642
Fax: 920-674-2782
Email: dlucas@draintile.com
www.draintile.com





Springfield Plastics, inc.

CONSISTENT QUALITY AT EVERY INCH

Your Supplier for Quality Drainage Products
A Complete Line of the **HEAVIEST FITTINGS** on the Market



35TH ANNIVERSARY

QUALITY YOU CAN COUNT ON,
THE TREATMENT YOU DESERVE

1-800-252-3361
www.spipipe.com

THE ONLY U.S.
MANUFACTURER
CERTIFIED AS USING
ONLY 100% VIRGIN
MATERIAL
SINCE 2000

ILICA SUPPORTER FOR 35 YEARS

MARTIN
E q u i p m e n t



Goodfield, IL 309-965-2502	Springfield, IL 217-528-4347	Tolono, IL 217-485-6755
Rock Island, IL 309-787-6108	Peru, IL 815-224-4711	Cedar Rapids, IA 319-365-0515
Dubuque, IA 563-588-1950	Ashland, MO 573-657-2154	Palmyra, MO 573-769-2274

TRI-STATE
CONSTRUCTION EQUIPMENT CO.



"LIFE'S SHORT—DIG FAST!"

BUCKEYE 7200 MAGNUM



- STATE-OF-THE ART DESIGN
- HIGHER PRODUCTION
- BETTER BUILT

MIDWEST AUGER-AERATOR

AUGER BACKFILLERS / WHEEL TRENCHERS
AUTHORIZED DEALER — BUCKEYE / SPEICHER
1-800-232-7008



Precision Intakes

Full Line of
Surface Water Intakes

- 8" & 10" riser with patented 8" & 10" combination Tees.
- Also 6" square & round risers with patented reducing Tee.
- Constructed of heavy-weight, high-density polyethylene.
- Parts highly adjustable & interchangeable with others on the market.
- Orifice plate placed at tee level or at ground level.
- Exclusive locking device on each part.
- User Friendly-Priced effectively.
- Adaptor available to repair old metal or broken intakes.



Why inventory 2, when 1 serves both!



"Dealer Inquires Welcome"

~~PRECISION INTAKES~~

Norm & Coretha Rozendaal
2064 Republic Ave West
Monroe, IA 50170

(800) 932-7611
(641) 259-2651
(641) 259-3218 Fax